Cooper Lighting Solutions Photometric Lab
1121 Highway 74 South
Peachtree City, GA 30269

Scaled data based on original data using

LM-79-2019 Approved Method: Electrical and Photometric Measurements of Solid-State Lighting Products

Test Report Prepared for

Cooper Lighting Solutions

Brand: IRiS

Report Number: P1260936

Luminaire Tested: P3A24R159050D010 E3CB1MB

Issue Date: 1/30/2026

Test Information

Test Method:	LM-79-2019
Report Number:	P1260936
	TEST IS SCALED FROM IESNA LM-79-08 TEST DATA (G1-2601-647-4)
Test Lab:	INNOVATION CENTER
Issue Date:	1/30/2026
Manufacturer:	COOPER LIGHTING SOLUTIONS
Product Line:	IRiS
Catalog Number:	P3A24R159050D010 E3CB1MB
Description:	3in Adjustable LED luminaire with, R15 optic, 5000K CCT AND, 90CRI , E3CB1MB TRIM
Light Source:	-
Ballast/Driver:	-

Summary

Lumens per Lamp:	N/A
Luminaire Lumens:	2611.0 lumens
Efficiency:	N/A
Efficacy:	90.7 lumens/watt
Spacing Criteria (0/90/45):	0.3 / 0.3 / 0.29
Luminous Opening:	Circular (Dia: 0.25' x H: 0')
CIE Type:	Direct
Input Watts (W):	28.8
Input Voltage (V):	NR
Input Current (Ain):	NR
Voltage Rise (V):	NR
Power Factor:	NR
Total Harmonic Distortion (THDi):	NR
Frequency (hertz):	60
Stabilization Time:	NR
Operation Time:	NR
Ambient Temperature (°C):	NR
Test Distance:	24 FT

TEST NUMBER: P1260936
CATALOG NUMBER: P3A24R159050D010 E3CB1MB

Luminous Intensity Polar Plot

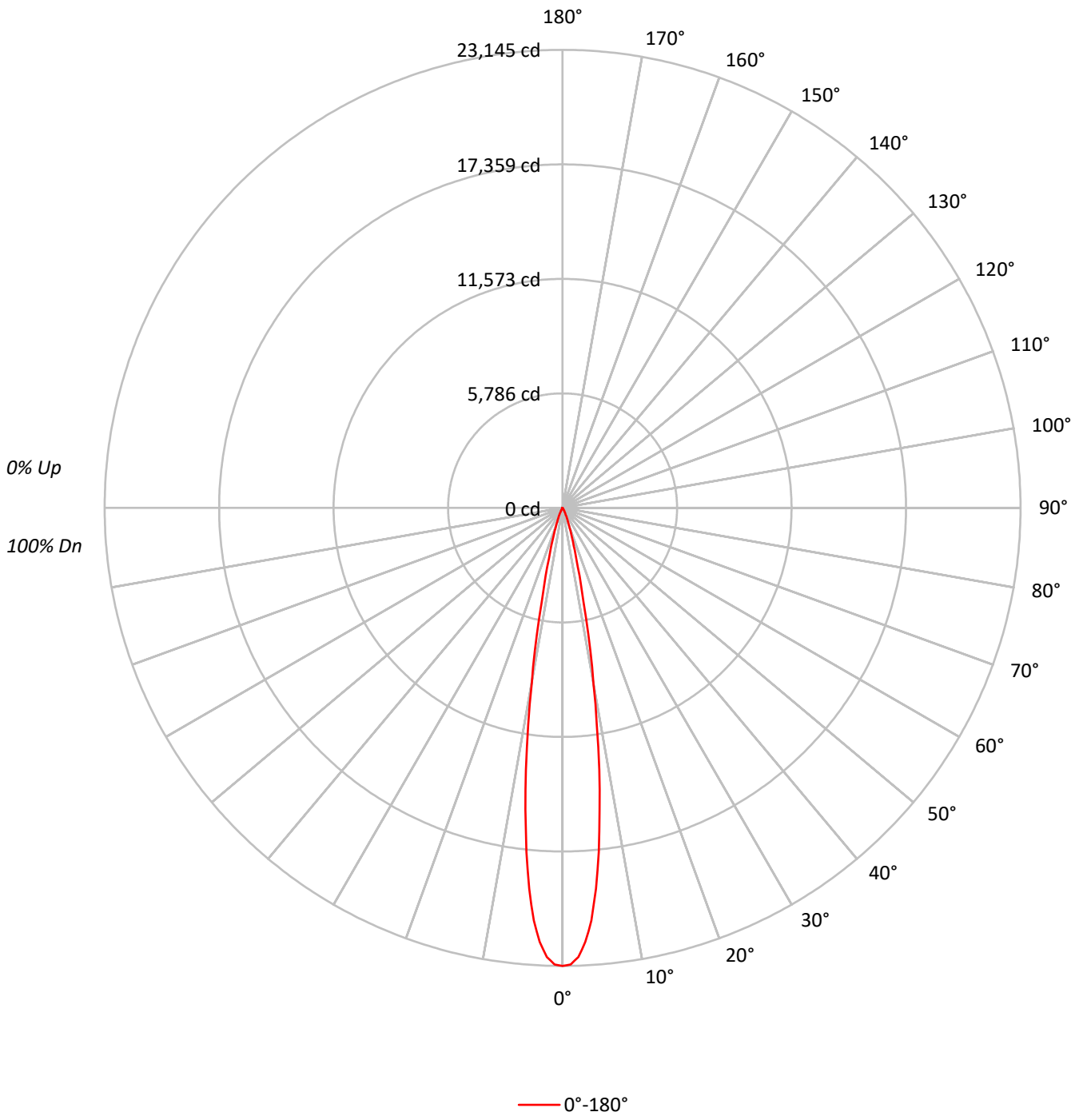

Cooper Lighting Solutions Photometric Lab
1121 Highway 74 South
Peachtree City, GA 30269

Scaled Data Report

TEST NUMBER: P1260936
CATALOG NUMBER: P3A24R159050D010 E3CB1MB

COEFFICIENT OF UTILIZATION - ZONAL CAVITY METHOD:

RF	20				20				20			20			20			20
RC	80				70				50			30			10			0
RW	70	50	30	10	70	50	30	10	50	30	10	50	30	10	50	30	10	0
RCR																		
0	119	119	119	119	116	116	116	116	111	111	111	106	106	106	102	102	102	100
1	116	114	112	111	113	112	110	109	108	107	106	104	103	103	101	100	100	98
2	113	110	107	105	111	108	106	104	105	103	101	102	101	99	99	98	97	96
3	110	106	103	100	108	105	102	100	102	100	98	100	98	97	98	97	95	94
4	107	103	100	97	106	102	99	97	100	97	95	98	96	94	97	95	93	92
5	105	100	97	94	104	99	96	94	98	95	93	96	94	92	95	93	92	91
6	103	98	94	92	102	97	94	92	96	93	91	95	92	91	94	92	90	89
7	101	96	92	90	100	95	92	90	94	91	89	93	91	89	92	90	89	88
8	99	94	90	88	98	93	90	88	92	90	88	92	89	87	91	89	87	86
9	97	92	89	87	97	92	89	86	91	88	86	90	88	86	90	87	86	85
10	96	90	87	85	95	90	87	85	89	87	85	89	86	85	88	86	85	84

AVERAGE LUMINANCE (cd/sqm):

	0°
0°	5075164
5°	4253478
10°	2003548
15°	604044
20°	223506
25°	86908
30°	32410
35°	9958
40°	3550
45°	1923
50°	1399
55°	1567
60°	1798
65°	1090
70°	1346
75°	1779
80°	0
85°	0

MAXIMUM LUMINANCE 45°-90°:

Horizontal Angle: 0°
Vertical Angle: 45°
Luminance: 1923 cd/sqm

Cooper Lighting Solutions Photometric Lab
1121 Highway 74 South
Peachtree City, GA 30269

Scaled Data Report

TEST NUMBER: P1260936
CATALOG NUMBER: P3A24R159050D010 E3CB1MB

ZONAL LUMENS:

Zone	Lumens	% Fixture
0°-10°	1493.9	57.2
10°-20°	888.0	34.0
20°-30°	186.5	7.1
30°-40°	30.1	1.2
40°-50°	5.1	0.2
50°-60°	3.7	0.1
60°-70°	2.3	0.1
70°-80°	1.4	0.1
80°-90°	0.0	0.0
90°-100°	0.0	0.0
100°-110°	0.0	0.0
110°-120°	0.0	0.0
120°-130°	0.0	0.0
130°-140°	0.0	0.0
140°-150°	0.0	0.0
150°-160°	0.0	0.0
160°-170°	0.0	0.0
170°-180°	0.0	0.0
0°-30°	2568.4	98.4
0°-40°	2598.5	99.5
0°-60°	2607.3	99.9
0°-90°	2611.0	100.0
90°-120°	0.0	0.0
90°-150°	0.0	0.0
90°-180°	0.0	0.0
0°-180°	2611.0	100.0

CANDELA DISTRIBUTION:

	0°	Flux
0°	23145	
5°	19324	###
15°	2661	888
25°	359	187
35°	37	30
45°	6	5
55°	4	4
65°	2	2
75°	2	1
85°	0	0
90°	0	

TEST NUMBER: P1260936
CATALOG NUMBER: P3A24R159050D010 E3CB1MB

CANDELA DISTRIBUTION (FULL):

	0°
0°	23144.6
1°	23072.3
2°	22704.9
3°	21970.0
4°	20892.5
5°	19323.6
6°	17480.2
7°	15372.6
8°	13359.9
9°	11081.0
10°	8998.1
12.5°	4855.2
15°	2660.8
17.5°	1558.5
20°	957.8
22.5°	586.3
25°	359.2
27.5°	216.7
30°	128.0
32.5°	72.2
35°	37.2
37.5°	20.6
40°	12.4
42.5°	8.3
45°	6.2
47.5°	4.1
50°	4.1
52.5°	4.1
55°	4.1
57.5°	4.1
60°	4.1
62.5°	2.1
65°	2.1
67.5°	2.1
70°	2.1
72.5°	2.1
75°	2.1
77.5°	0.0
80°	0.0
82.5°	0.0
85°	0.0
87.5°	0.0
90°	0.0

Cooper Lighting Solutions Photometric Lab
1121 Highway 74 South
Peachtree City, GA 30269

LM-79-2019: Approved Method: Electrical and Photometric Measurements of Solid-State Lighting Products

Report Prepared for

Cooper Lighting Solutions

IRiS

Report Number: SP1-2508-518-5

Test Date: 09/11/2025

Luminaire Tested: LD3A24R159050D010 E3D1LI

Data in this report applies to families of products including LD3A24R159050D010 E3D1LI

Report Generated By FNC07603 / LDUCLS01DT446
Version: v7.04

Test Information

Test Method:	LM-79-2019
Report Number:	SP1-2508-518-5
Test Lab:	COOPER LIGHTING SOLUTIONS
Photometer:	SP1 - 76IN SPHERE
Measurement Geometry:	4π
Issue Date:	09/16/2025
Manufacturer:	COOPER LIGHTING SOLUTIONS
Product Line:	IRiS
Catalog Number:	**LD3A24R159050D010 E3D1LI**
Description:	3in Adjustable LED luminaire with, R15 optic, 5000K CCT AND, 90CRI , E3D1LI TRIM

Spectral Parameters

CCT (K):	4941	CRI (Ra):		92.8		
CIE u':	0.2103	R1:		95.7	R9:	82.3
CIE v':	0.4882	R2:		92.6	R10:	79.2
Duv:	0.0025	R3:		86.9	R11:	92.0
CIE x:	0.3473	R4:		93.9	R12:	66.8
CIE y:	0.3583	R5:		93.3	R13:	94.2
CIE z:	0.2944	R6:		89.1	R14:	91.7
Peak Wavelength (nm):	630	R7:		95.4	R15:	95.4
Dominant Wavelength (nm):	571	R8:		95.4		
Purity:	11.7232					
Rf:	90.3					
Rg:	102.5					

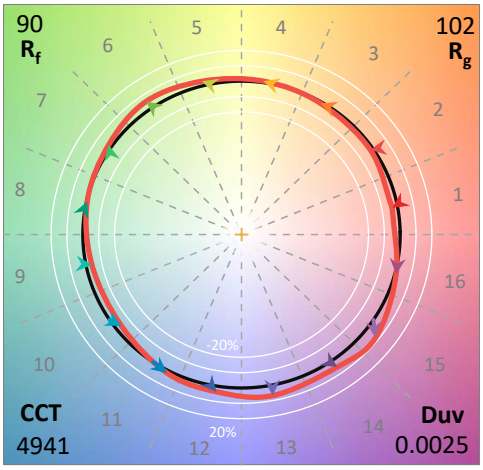

Test Conditions

Stabilization Time:	76M
Operation Time:	2H 16M
Sphere Temperature (°C):	25.2

Measurement and Test Equipment			
Instrument	Identification Number	Calibration Date	Calibration Due Date
Photometer	76INCH SPHERE IN0058	6/16/2025	12/16/2025
Power Meter	XITRON INXT2011004	1/21/2025	1/21/2026
AC Power Source	CHROMA 61603 IN0063	10/22/2024	10/22/2025
DC Power Source	AGILENT E3634A IN0208	10/22/2024	10/22/2025
Sphere Thermometer	ONSET IN0085	10/22/2024	10/22/2025
Room Thermometer	ONSET IN0046	10/22/2024	10/22/2025

REPORT NUMBER: SP1-2508-518-5

CIE 1931 Chromaticity Diagram

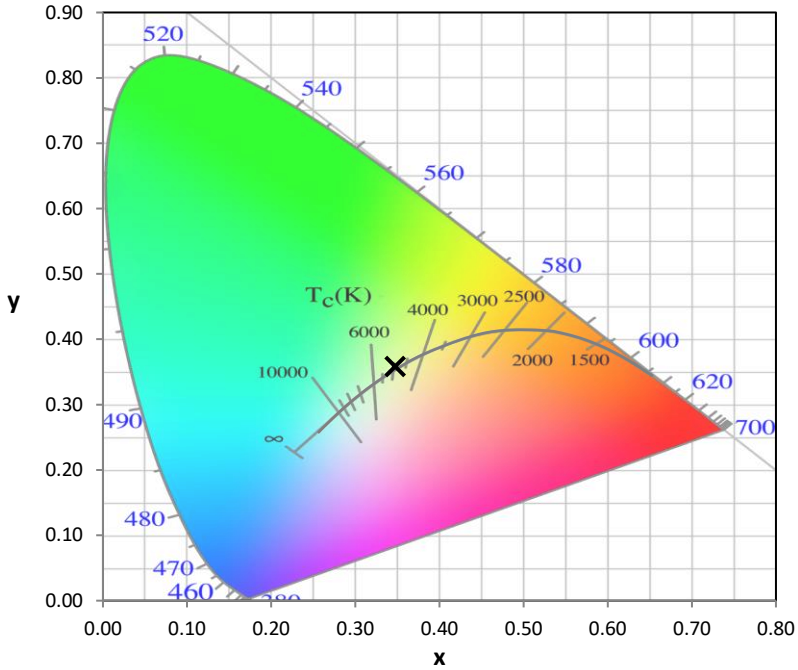

CIE 1931 Chromaticity Diagram with 2017 ANSI 7-Step and 4-Step Quadrangles

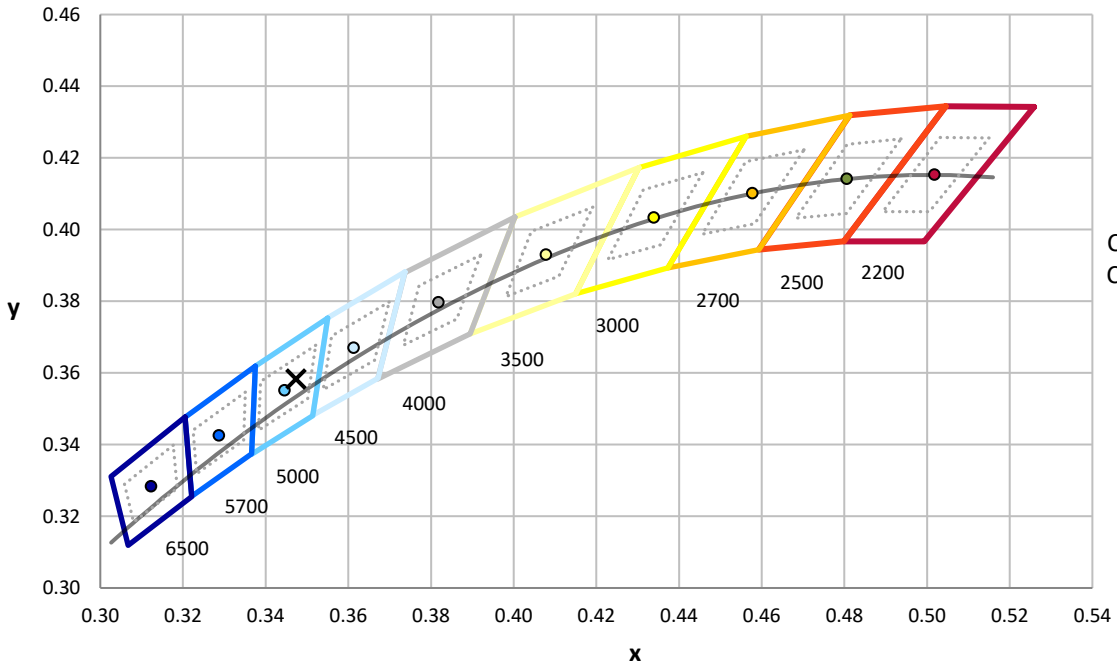

CCT = 4941K
CIE x = 0.3473
CIE y = 0.3583
Duv = 0.0025

Point lies inside the ANSI 5000K 4-step quadrangle

REPORT NUMBER: SP1-2508-518-5

Photopic Flux vs. Wavelength

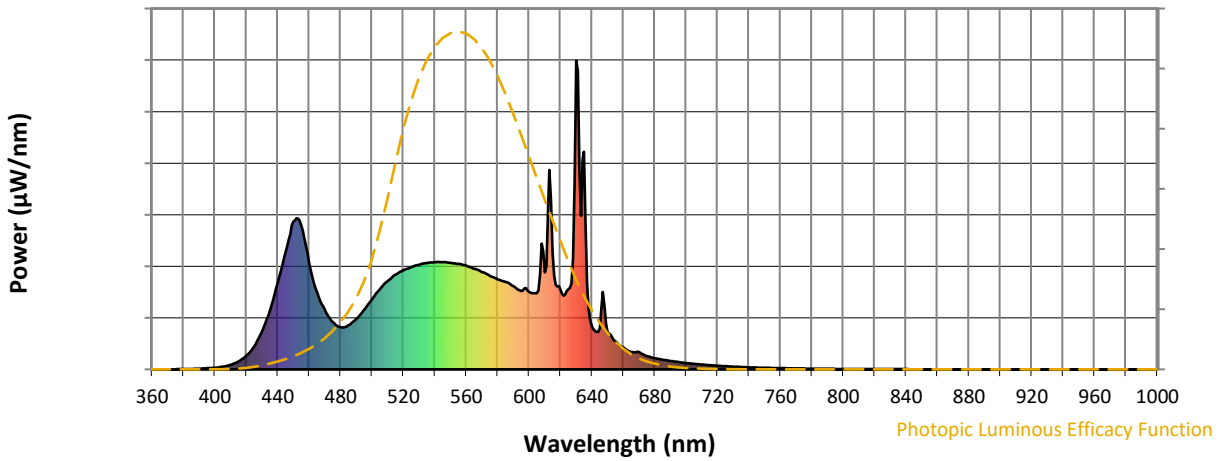

Photopic Lumens: NR

λ (nm)	Power W^/nm	Lumens (ϕ/nm)	λ (nm)	Power W^/nm	Lumens (ϕ/nm)	λ (nm)	Power W^/nm	Lumens (ϕ/nm)	λ (nm)	Power W^/nm	Lumens (ϕ/nm)	λ (nm)	Power W^/nm	Lumens (ϕ/nm)
360	0	NR	490	164	NR	620	257	NR	750	5	NR	880	0	NR
365	0	NR	495	193	NR	625	259	NR	755	5	NR	885	0	NR
370	0	NR	500	227	NR	630	1000	NR	760	4	NR	890	0	NR
375	0	NR	505	260	NR	635	705	NR	765	3	NR	895	0	NR
380	1	NR	510	286	NR	640	139	NR	770	3	NR	900	0	NR
385	2	NR	515	307	NR	645	134	NR	775	3	NR	905	0	NR
390	2	NR	520	321	NR	650	120	NR	780	2	NR	910	0	NR
395	4	NR	525	331	NR	655	90	NR	785	2	NR	915	0	NR
400	5	NR	530	338	NR	660	72	NR	790	2	NR	920	0	NR
405	9	NR	535	344	NR	665	56	NR	795	2	NR	925	0	NR
410	15	NR	540	347	NR	670	56	NR	800	1	NR	930	0	NR
415	26	NR	545	347	NR	675	43	NR	805	1	NR	935	0	NR
420	44	NR	550	345	NR	680	36	NR	810	1	NR	940	0	NR
425	75	NR	555	342	NR	685	32	NR	815	1	NR	945	0	NR
430	122	NR	560	336	NR	690	27	NR	820	1	NR	950	0	NR
435	191	NR	565	326	NR	695	24	NR	825	1	NR	955	0	NR
440	280	NR	570	315	NR	700	20	NR	830	1	NR	960	0	NR
445	380	NR	575	303	NR	705	18	NR	835	1	NR	965	0	NR
450	477	NR	580	292	NR	710	15	NR	840	1	NR	970	0	NR
455	466	NR	585	283	NR	715	14	NR	845	0	NR	975	0	NR
460	346	NR	590	269	NR	720	12	NR	850	0	NR	980	0	NR
465	250	NR	595	254	NR	725	10	NR	855	0	NR	985	0	NR
470	192	NR	600	251	NR	730	9	NR	860	0	NR	990	0	NR
475	153	NR	605	247	NR	735	8	NR	865	0	NR	995	0	NR
480	136	NR	610	314	NR	740	7	NR	870	0	NR	1000	0	NR
485	143	NR	615	380	NR	745	6	NR	875	0	NR			

REPORT NUMBER: SP1-2508-518-5

Scotopic Flux vs. Wavelength

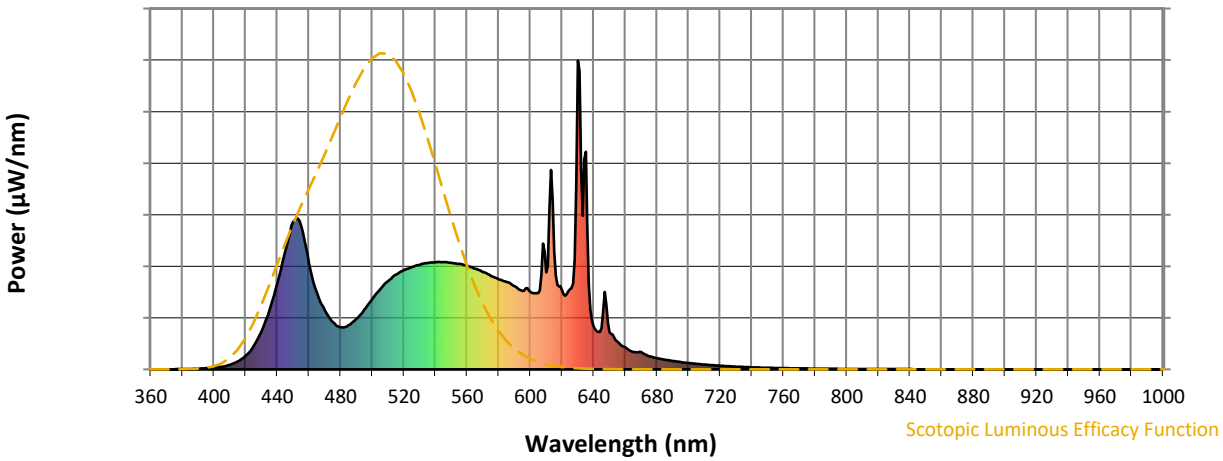

Scotopic Lumens: NR **S/P: 2**

λ (nm)	Power W^/nm	Lumens (ϕ/nm)	λ (nm)	Power W^/nm	Lumens (ϕ/nm)	λ (nm)	Power W^/nm	Lumens (ϕ/nm)	λ (nm)	Power W^/nm	Lumens (ϕ/nm)	λ (nm)	Power W^/nm	Lumens (ϕ/nm)
360	0	NR	490	164	NR	620	257	NR	750	5	NR	880	0	NR
365	0	NR	495	193	NR	625	259	NR	755	5	NR	885	0	NR
370	0	NR	500	227	NR	630	1000	NR	760	4	NR	890	0	NR
375	0	NR	505	260	NR	635	705	NR	765	3	NR	895	0	NR
380	1	NR	510	286	NR	640	139	NR	770	3	NR	900	0	NR
385	2	NR	515	307	NR	645	134	NR	775	3	NR	905	0	NR
390	2	NR	520	321	NR	650	120	NR	780	2	NR	910	0	NR
395	4	NR	525	331	NR	655	90	NR	785	2	NR	915	0	NR
400	5	NR	530	338	NR	660	72	NR	790	2	NR	920	0	NR
405	9	NR	535	344	NR	665	56	NR	795	2	NR	925	0	NR
410	15	NR	540	347	NR	670	56	NR	800	1	NR	930	0	NR
415	26	NR	545	347	NR	675	43	NR	805	1	NR	935	0	NR
420	44	NR	550	345	NR	680	36	NR	810	1	NR	940	0	NR
425	75	NR	555	342	NR	685	32	NR	815	1	NR	945	0	NR
430	122	NR	560	336	NR	690	27	NR	820	1	NR	950	0	NR
435	191	NR	565	326	NR	695	24	NR	825	1	NR	955	0	NR
440	280	NR	570	315	NR	700	20	NR	830	1	NR	960	0	NR
445	380	NR	575	303	NR	705	18	NR	835	1	NR	965	0	NR
450	477	NR	580	292	NR	710	15	NR	840	1	NR	970	0	NR
455	466	NR	585	283	NR	715	14	NR	845	0	NR	975	0	NR
460	346	NR	590	269	NR	720	12	NR	850	0	NR	980	0	NR
465	250	NR	595	254	NR	725	10	NR	855	0	NR	985	0	NR
470	192	NR	600	251	NR	730	9	NR	860	0	NR	990	0	NR
475	153	NR	605	247	NR	735	8	NR	865	0	NR	995	0	NR
480	136	NR	610	314	NR	740	7	NR	870	0	NR	1000	0	NR
485	143	NR	615	380	NR	745	6	NR	875	0	NR			

REPORT NUMBER: SP1-2508-518-5

Melanopic Flux vs. Wavelength

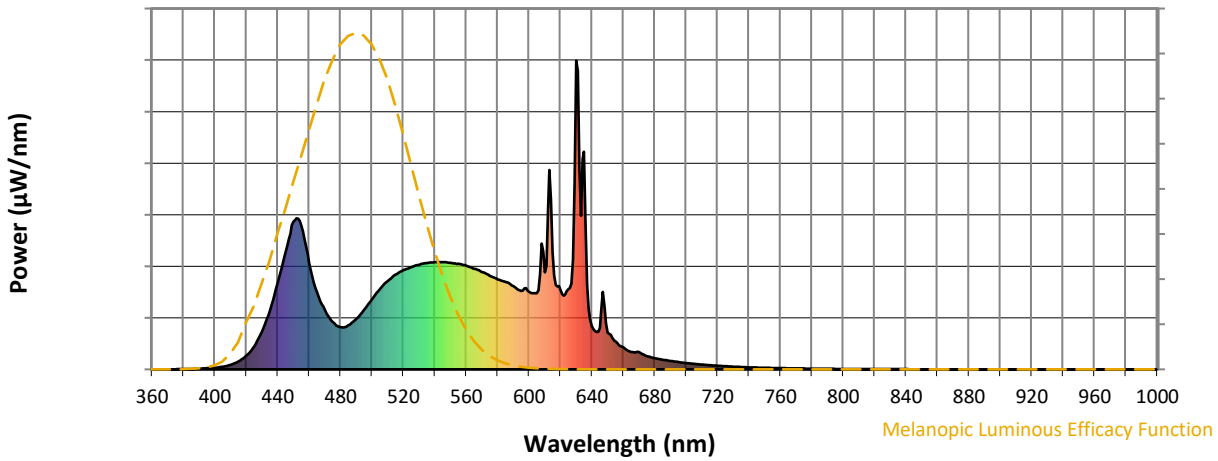

Melanopic Lumens: NR **M/P: 4.22**

λ (nm)	Power W^/nm	Lumens (ϕ/nm)	λ (nm)	Power W^/nm	Lumens (ϕ/nm)	λ (nm)	Power W^/nm	Lumens (ϕ/nm)	λ (nm)	Power W^/nm	Lumens (ϕ/nm)	λ (nm)	Power W^/nm	Lumens (ϕ/nm)
360	0	NR	490	164	NR	620	257	NR	750	5	NR	880	0	NR
365	0	NR	495	193	NR	625	259	NR	755	5	NR	885	0	NR
370	0	NR	500	227	NR	630	1000	NR	760	4	NR	890	0	NR
375	0	NR	505	260	NR	635	705	NR	765	3	NR	895	0	NR
380	1	NR	510	286	NR	640	139	NR	770	3	NR	900	0	NR
385	2	NR	515	307	NR	645	134	NR	775	3	NR	905	0	NR
390	2	NR	520	321	NR	650	120	NR	780	2	NR	910	0	NR
395	4	NR	525	331	NR	655	90	NR	785	2	NR	915	0	NR
400	5	NR	530	338	NR	660	72	NR	790	2	NR	920	0	NR
405	9	NR	535	344	NR	665	56	NR	795	2	NR	925	0	NR
410	15	NR	540	347	NR	670	56	NR	800	1	NR	930	0	NR
415	26	NR	545	347	NR	675	43	NR	805	1	NR	935	0	NR
420	44	NR	550	345	NR	680	36	NR	810	1	NR	940	0	NR
425	75	NR	555	342	NR	685	32	NR	815	1	NR	945	0	NR
430	122	NR	560	336	NR	690	27	NR	820	1	NR	950	0	NR
435	191	NR	565	326	NR	695	24	NR	825	1	NR	955	0	NR
440	280	NR	570	315	NR	700	20	NR	830	1	NR	960	0	NR
445	380	NR	575	303	NR	705	18	NR	835	1	NR	965	0	NR
450	477	NR	580	292	NR	710	15	NR	840	1	NR	970	0	NR
455	466	NR	585	283	NR	715	14	NR	845	0	NR	975	0	NR
460	346	NR	590	269	NR	720	12	NR	850	0	NR	980	0	NR
465	250	NR	595	254	NR	725	10	NR	855	0	NR	985	0	NR
470	192	NR	600	251	NR	730	9	NR	860	0	NR	990	0	NR
475	153	NR	605	247	NR	735	8	NR	865	0	NR	995	0	NR
480	136	NR	610	314	NR	740	7	NR	870	0	NR	1000	0	NR
485	143	NR	615	380	NR	745	6	NR	875	0	NR			

REPORT NUMBER: SP1-2508-518-5

TM-30-18

Summary

R_f = 90.3
R_g = 102.5
CIE R_a = 92.8
R_9 = 82.3

Spectral Power Distribution Comparison

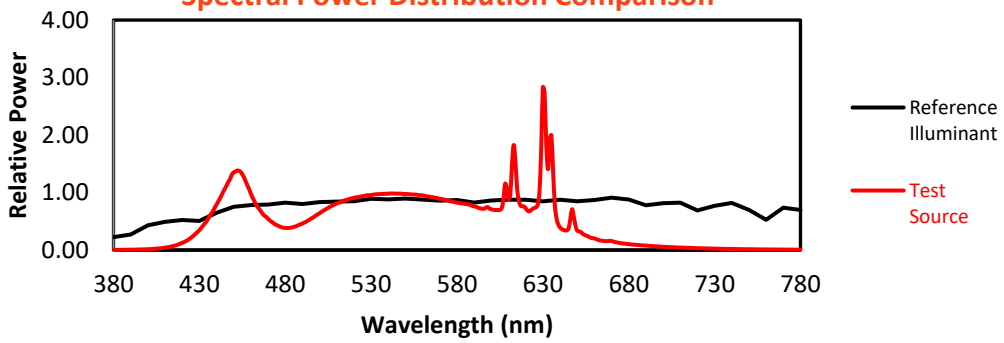

Color Vector Graphics

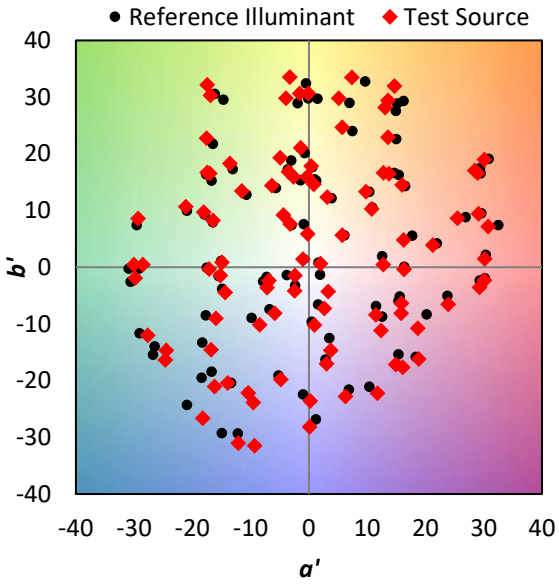

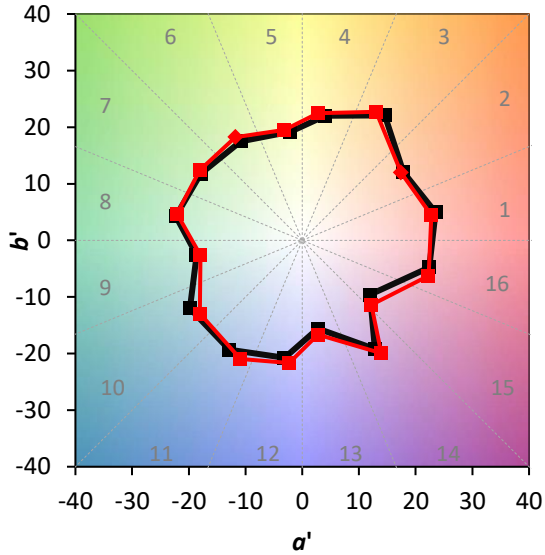

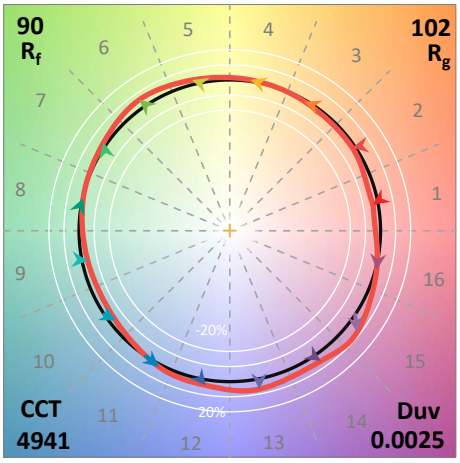

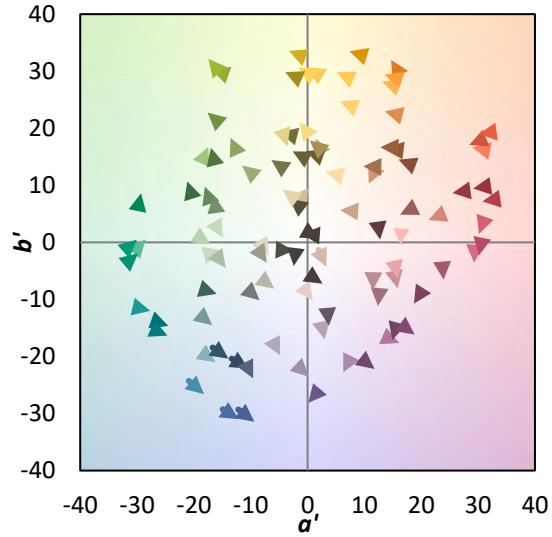

Individual Sample Fidelity Index ($R_{f,i}$)

CES01 = 85	CES26 = 86	CES51 = 98	CES76 = 77
CES02 = 61	CES27 = 95	CES52 = 95	CES77 = 86
CES03 = 31	CES28 = 91	CES53 = 92	CES78 = 76
CES04 = 68	CES29 = 87	CES54 = 98	CES79 = 94
CES05 = 48	CES30 = 98	CES55 = 97	CES80 = 88
CES06 = 50	CES31 = 88	CES56 = 93	CES81 = 86
CES07 = 41	CES32 = 80	CES57 = 92	CES82 = 95
CES08 = 40	CES33 = 92	CES58 = 93	CES83 = 95
CES09 = 29	CES34 = 85	CES59 = 98	CES84 = 92
CES10 = 73	CES35 = 91	CES60 = 95	CES85 = 85
CES11 = 55	CES36 = 88	CES61 = 95	CES86 = 90
CES12 = 62	CES37 = 86	CES62 = 91	CES87 = 88
CES13 = 43	CES38 = 97	CES63 = 91	CES88 = 93
CES14 = 74	CES39 = 98	CES64 = 90	CES89 = 87
CES15 = 71	CES40 = 94	CES65 = 88	CES90 = 96
CES16 = 47	CES41 = 97	CES66 = 85	CES91 = 78
CES17 = 48	CES42 = 83	CES67 = 84	CES92 = 83
CES18 = 56	CES43 = 86	CES68 = 87	CES93 = 89
CES19 = 70	CES44 = 99	CES69 = 88	CES94 = 80
CES20 = 65	CES45 = 90	CES70 = 82	CES95 = 85
CES21 = 85	CES46 = 92	CES71 = 77	CES96 = 92
CES22 = 77	CES47 = 92	CES72 = 93	CES97 = 90
CES23 = 91	CES48 = 97	CES73 = 76	CES98 = 92
CES24 = 90	CES49 = 91	CES74 = 94	CES99 = 97
CES25 = 70	CES50 = 97	CES75 = 77	

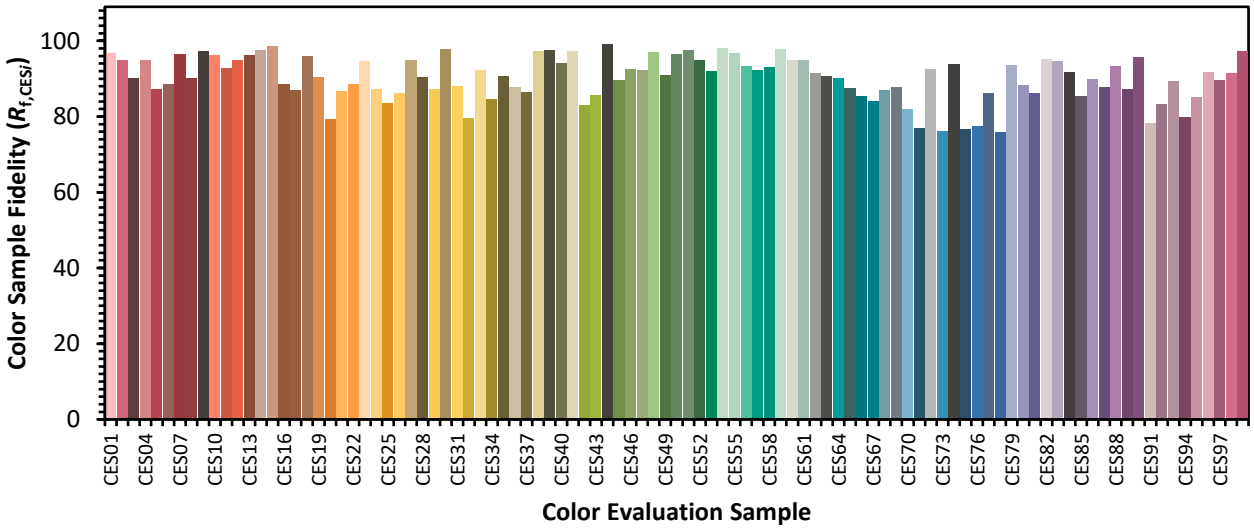

Color Rendition by Hue-Angle Bin

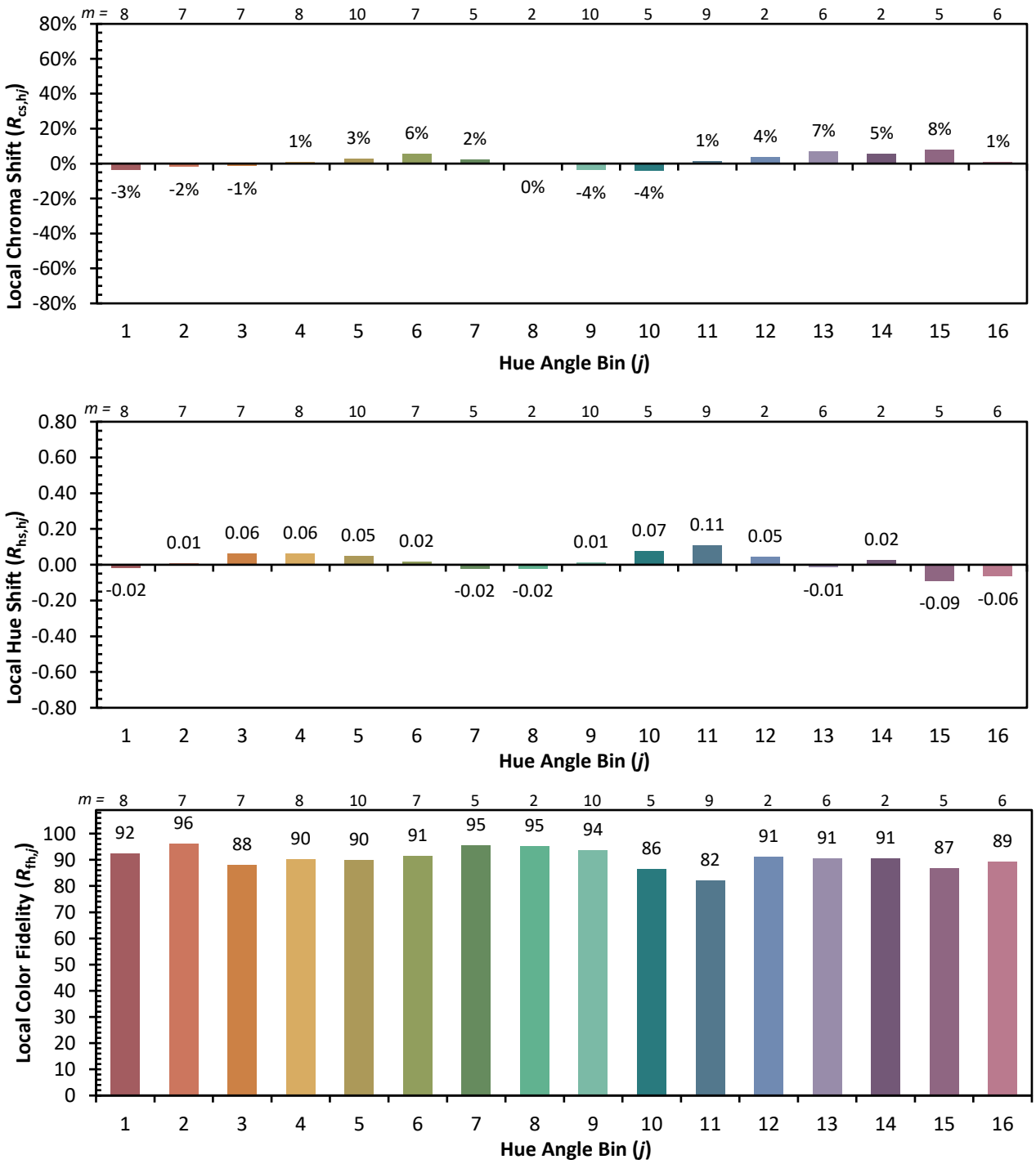

Measure Comparisons

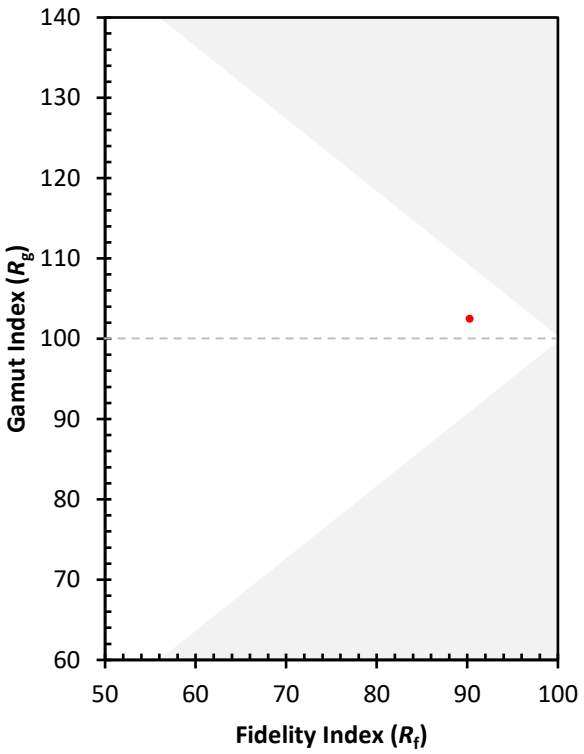

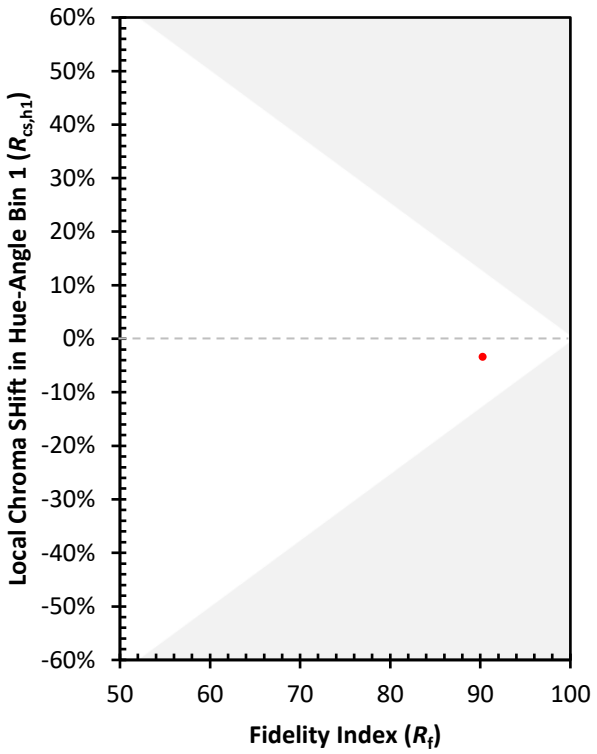

(END OF REPORT)